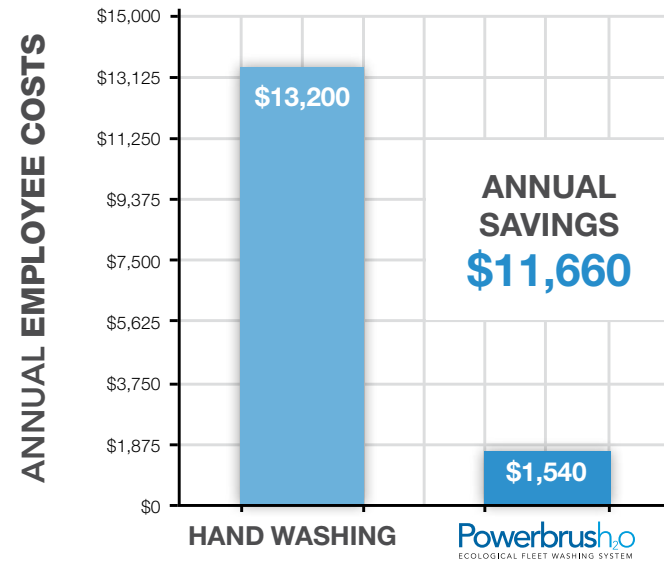




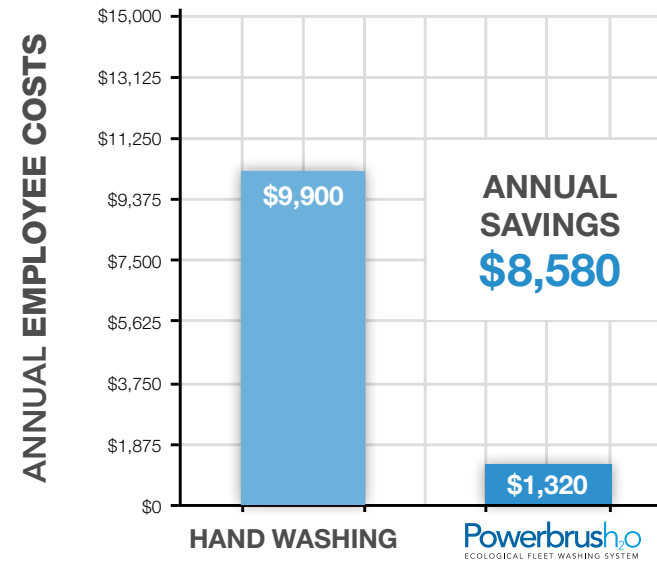
Hand Washing Vs. Powerbrush_{h2o} (based on 1 employee at \$11.00/hour wage)

COST ANALYSIS – EMPLOYEE COSTS

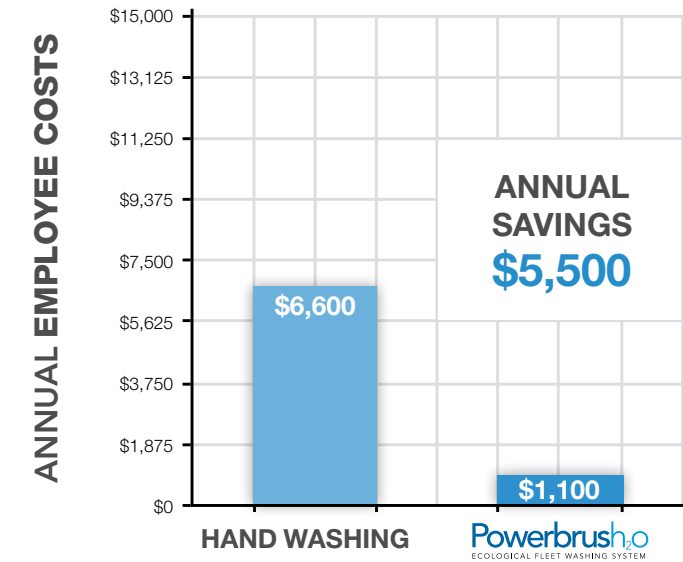
Tractor Trailer – 25 vehicles, 1,200 washes/year



Motorcoach – 25 vehicles, 1,200 washes/year



Pupil Bus – 25 vehicles, 1,200 washes/year



COST ANALYSIS – WATER CONSUMPTION - CANADIAN & US CITIES

8 WASHES PER DAY				
		TRUCK	COACH	SCHOOL BUS
3/4" hose	US Gallons	11,040	8,280	5,520
30 days	US Gallons	331,200	248,400	165,600

COST ANALYSIS				
WATER CONSUMPTION	COST/GAL	HAND WASH/DAY	EPB WASH /DAY	SAVINGS/YEAR
New York	\$ 0.014	\$ 154.56	\$ 3.92	\$ 53,600.00
Boston	\$ 0.022	\$ 242.88	\$ 6.16	\$ 86,400.00
Chicago	\$ 0.008	\$ 88.32	\$ 2.24	\$ 31,400.00
Phoenix	\$ 0.012	\$ 132.48	\$ 3.36	\$ 47,100.00
Detroit	\$ 0.001	\$ 11.04	\$ 0.28	\$ 3,900.00
Los Angeles	\$ 0.020	\$ 220.80	\$ 5.60	\$ 78,500.00
Santa Fe	\$ 0.040	\$ 441.60	\$ 11.20	\$ 157,000.00
Houston	\$ 0.013	\$ 143.52	\$ 3.64	\$ 51,000.00
Seattle	\$ 0.024	\$ 264.96	\$ 6.72	\$ 94,200.00

8 WASHES PER DAY				
		TRUCK	COACH	SCHOOL BUS
3/4" hose	Imperial Gallons	9,200	6,820	4,550
30 days	Imperial Gallons	276,000	204,600	136,500

COST ANALYSIS				
WATER CONSUMPTION	COST/GAL	HAND WASH/DAY	EPB WASH /DAY	SAVINGS/YEAR
Toronto	\$ 0.0094	\$ 86.48	\$ 1.97	\$ 30,846.00
Vancouver	\$ 0.003	\$ 27.60	\$ 0.48	\$ 9,800.00
Montreal	\$ 0.002	\$ 18.40	\$ 0.36	\$ 6,600.00

From employee costs to water consumption, the numbers for Powerbrush_{H2O} add up to tangible savings for your company. Plus, the savings to the environment means everybody wins when you invest in a Powerbrush_{H2O} system for your fleet.

1 US Gallon = 3.85 litres
 20 US Gallons = 77 litres
 Water in Peel = 1.39 cents per litre (in and out)
 That means 5.3 cents per US Gallon

